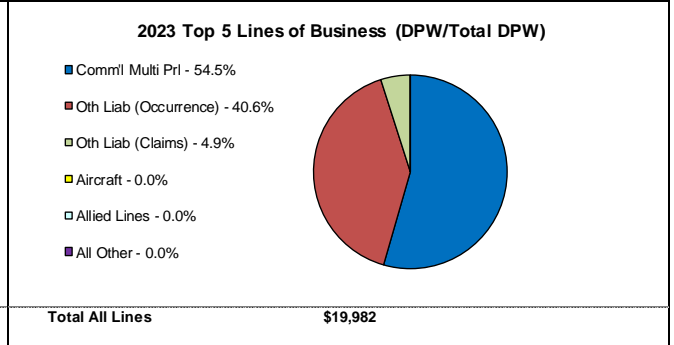
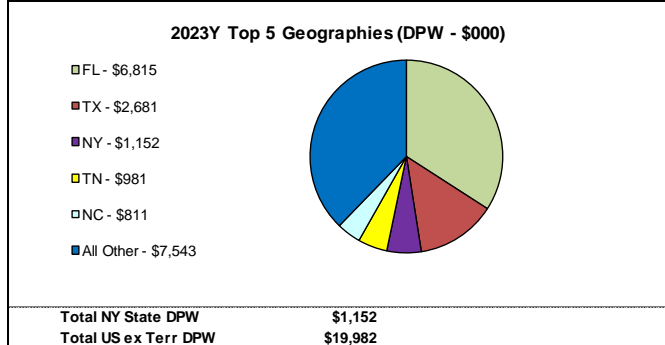
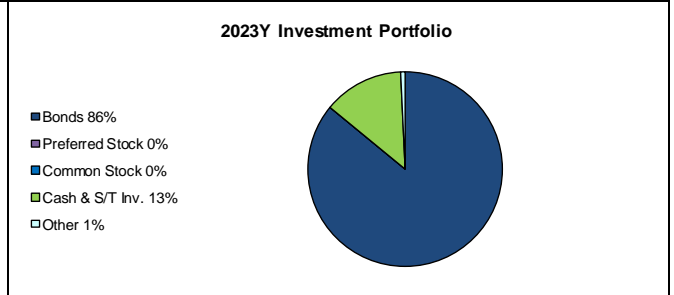
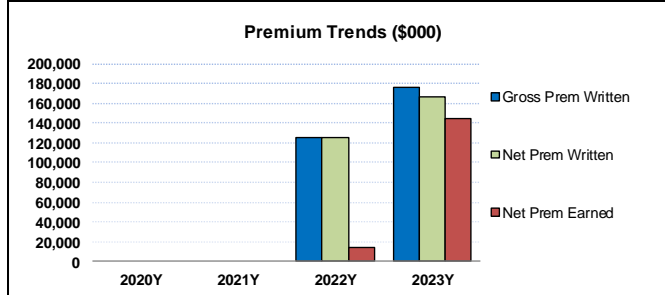
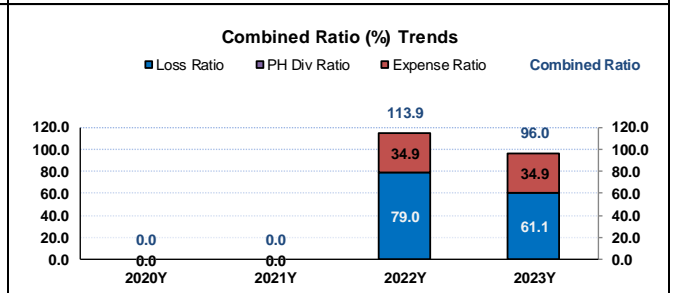
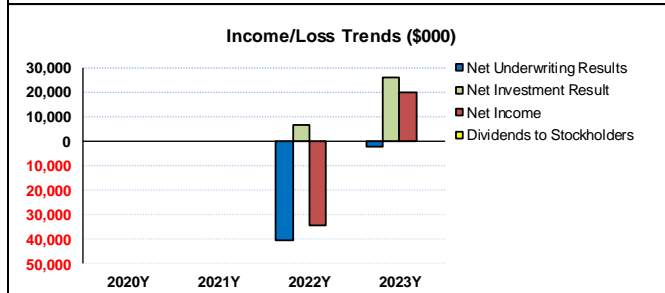




**PALMS SPECIALTY INSURANCE COMPANY, NAIC #17327
NEXTERA ENERGY, INC.**

Dollars in 000

	2020Y	2021Y	2022Y	2023Y		2020Y	2021Y	2022Y	2023Y
Total Assets	NA	NA	597,177	738,791	RBC Ratio (%)	NA	NA	3,286.9	1,607.2
Total Liabilities	NA	NA	124,127	247,350	2yr Res Development	NA	NA	0	0
Policyholder Surplus	NA	NA	473,050	491,441	2yr Dev/ Surplus	NA	NA	NA	NA
Cash & Invested Assets	NA	NA	505,808	672,079	Affiliated Common Stck	NA	NA	0	0
Cash & Invested Assets/ Total Ass	NA	NA	84.7%	91.0%	Affiliated CS / Surplus	NA	NA	0.0%	0.0%
Net Cash from Operations	NA	NA	4,244	165,744	Net Reins Recoverable	NA	NA	0	2,112
Loss & LAE Reserves	NA	NA	11,693	91,995	Net Reins Rec / Surplus	NA	NA	0.0%	0.4%
Loss & LAE Reserves/Surplus	NA	NA	2.5%	18.7%	AMB / S&P Ratings			A- / NR	A- / NR



Total NY State DPW \$1,152
Total US ex Terr DPW \$19,982

Total All Lines \$19,982

TOP 5 REINSURERS FOR PALMS SPECIALTY INSURANCE CO. BY GROSS RECOVERABLES

PERIOD: 2023Y

Dollars in 000

Reinsurer	Reinsurance Class	Reins Authorized Status	Gross Recov	Over 120 Days Overdue
1 - General Reinsurance Corporation	US Unaffiliated	Authorized	2,083	0
2 - Toa Reinsurance Company of America	US Unaffiliated	Authorized	1,871	0
3 - Canopus US Insurance, Inc.	US Unaffiliated	Authorized	1,292	0
4 - SiriusPoint America Insurance Company	US Unaffiliated	Authorized	969	0
5 - Lloyd's Syndicate - 1084 (Chaucer Syndicates Limited)	Non-US Unaffiliated	Authorized	468	0

S&P Disclaimer Notice:

Reproduction of any information, data or material, including ratings ("content") in any form is prohibited except with the prior written permission of the relevant party. Such party, its affiliates and suppliers ("content providers") do not guarantee the accuracy, adequacy, completeness, timeliness or availability of any content and are not responsible for any errors or omissions (negligent or otherwise), regardless of the cause, or for the results obtained from the use of such content. In no event shall content providers be liable for any damages, costs, expenses, legal fees, or losses (including lost income or lost profit and opportunity costs) in connection with any use of the content. A reference to a particular investment or security, a rating or any observation concerning an investment that is part of the content is not a recommendation to buy, sell or hold such investment or security, does not address the suitability of an investment or security and should not be relied on as investment advice. Credit ratings are statements of opinions and are not statements of fact.

ULTIMATE PARENT – NextEra Energy, Inc.

Corporate Profile		Financial Strength Ratings	
Address:	NextEra Energy, Inc. 700 Universe Boulevard Juno Beach, FL, 33408	S&P Global:	-
Website:	www.nexteraenergy.com	Moody's:	#OUTSIDE SUBSCRIPTION
President :	John W. Ketchum	Fitch:	-
Ticker Symbol:	NYSE: NEE	AM Best - P&C:	-
SEC Filing:	10-K		

Highlights (\$000)	2020Y	2021Y	2022Y	2023Y
Total Assets	127,684,000	140,912,000	158,935,000	177,489,000
Total Policy Reserves	NA	NA	NA	NA
Total Debt	48,756,000	55,582,000	65,741,000	74,067,000
Total Other Liabilities	NA	NA	NA	NA
Sep Account Liabilities	NA	NA	NA	NA
Total Liabilities	82,755,000	95,243,000	109,499,000	118,465,000
Total Equity	44,929,000	45,424,000	48,326,000	57,768,000
Total Liab & Equity	127,684,000	140,667,000	157,825,000	176,233,000
Book Value / Share (\$)	18.63	18.95	19.74	23.13
Reserves / Investments & Cash (x)	NA	NA	NA	NA
Reserves / Liabilities (x)	NA	NA	NA	NA
Reserves / Equity (x)	NA	NA	NA	NA
Debt / Equity (x)	1.09	1.22	1.36	1.28
Dec. 31 Closing Price (\$)	77.15	93.36	83.60	60.74
Net Income (\$)	2,369,000	2,827,000	3,246,000	6,282,000
Basic EPS (\$)	1.49	1.82	2.10	3.61
Investment Yield (%)	NA	NA	NA	NA
Ratios (%)				
Loss Ratio	NA	NA	NA	NA
Expense Ratio	NA	NA	NA	NA
PH Dividend Ratio	<u>NA</u>	<u>NA</u>	<u>NA</u>	<u>NA</u>
Combined Ratio	NA	NA	NA	NA

HISTORY

Palms Specialty Insurance Company, Inc. (Palms Specialty) was organized on February 28, 2022, under the laws of the State of Delaware. It received its certificate of authority on July 7, 2023, as a domestic surplus lines insurer and commenced operation in late 2022. Palms Specialty is a member of an insurance holding system and a wholly owned subsidiary of Palms Portfolio Holdings, LLC, a Delaware company, which is a wholly owned subsidiary of NextEra Energy Capital Holdings, Inc., itself a wholly owned subsidiary of NextEra Energy, Inc. (NEE), which is the ultimate controlling entity of the Company. As of December 31, 2023, the company is a Delaware domestic surplus line carrier and an eligible non-admitted carrier in all fifty (50) states and the District of Columbia.

REINSURANCE

Palms Specialty engages reinsurers where it is strategically prudent, allowing for the deployment of increased gross limits to secure strong partnerships with high-performing MGAs while maintaining low net limits via highly rated reinsurance counterparties. Palms Specialty's core reinsurance strategy will be centered around controlling volatility and maximizing its influence on programs. Initially, it focused on quota share reinsurance strategy with forecasted catastrophe excess of loss starting in year three as the portfolio's size and volatility reached appropriate limits. The Company's reinsurance is provided by non-affiliated reinsurers and net recoverable were not materially significant. For the years 2022 and 2023 net recoverable did not exceed 1% of company surplus.

HOLDING COMPANY

NEE was founded in 1925 and is headquartered in Juno Beach, Florida. It was formerly FPL Group, Inc. and changed its name to its current name in 2010. NEE is a non-insurance holding company that owns electric companies, Florida Power and Light Company (FPL), one of the U.S. largest electric utilities and Gulf Power Company (Gulf), a rate-regulated utility company operating in northeast Florida. FPL and Gulf merged in 2021, with FPL as the surviving entity. Through its subsidiaries, NEE generates, transmits, distributes, and sells electric power to retail and wholesale customers in North America. The Company generates electricity through wind, solar, nuclear, and fossil fuels, such as coal and natural gas. It owns, constructs, manages, and operates electric generation facilities in wholesale energy markets. NEE also owns a competitive energy business, NextEra Energy Resources, LLC, one of the world's renewable energy generators and an indirect parent of Palms Insurance Company, a Cayman Islands captive insurer rated 'A' by AM Best. NEE is a publicly traded company listed on the New York Stock Exchange under the symbol [NYSE: NEE]. NEE is rated A- by S&P.

SUBSEQUENT NOTEWORTHY OBSERVATIONS

Updated April 2024

Important Information Regarding Financial Summaries

This financial summary contains information helpful to New York excess lines brokers in meeting their non-delegable duty to use "due care" in the selection of a financially secure excess line insurer. Definitions of the financial terms used in the summaries appear as pop-up boxes when hovering your mouse over the corresponding text. For additional guidance on assessing insurance company financial statements, please reference "ELANY COMPLIANCE ADVISOR: FUNDAMENTALS OF INSURANCE COMPANY FINANCIAL ANALYSIS".

The Excess Line Association of New York has compiled the insurance company financial information from the Annual Statutory Financial Statements. All ratios, charts, and graphs are based on the compiled information. We have made every effort to ensure all information transcribed for these pages is correct. However, the Excess Line Association of New York cannot attest to the accuracy of data provided by its sources, nor do we make any warranties, either expressed or implied, regarding the accuracy or completeness of information presented in this document. We assume no responsibility for loss or damage resulting from the use of this information.